



THEATRE IV Classroom Connections

Teacher Resources



In the Classroom For Teachers & Students Grades K - 5

The Sleeping Beauty and the Classroom Connections Study Guide are produced in support of the following Virginia Standards of Learning: Language Arts K.1, K.2, K.3, K.6, K.8, K.11, 1.1., 1.2, 1.8, 1.9, 1.12, 2.2, 2.3, 2.8, 2.11, 3.1, 3.5, 3.10, 4.1, 4.2, 4.4, 4.7, 5.1, 5.5, 5.8; Science K.1, 1.1, 1.2, 2.1, 3.1, 4.1, 4.2, 5.1; and Music K.11, 1.11, 2.10, 3.14, 4.14, 5.12.



At the Library

Perrault's Fairy Tales (Dover Children's Classics) by Charles Perrault, Gustave Dore.

Sleeping Beauty (Classic Fairy Tales) by Brothers Grimm and Debbie Lavreys

The Complete Fairy Tales of Charles Perrault, by Charles Perrault. Illustrated by Sally Holmes; Translated by Nicoletta Simborowski and Neil Philip

The Sleeping Beauty, by C.S. Evans.



On the Web

Charles Perrault on Wikipedia:
http://en.wikipedia.org/wiki/Charles_Perrault

The Palace of Versailles online:
<http://en.chateauversailles.fr/homepage>

The Project Gutenberg e-Book, the Fairy Tales of Charles Perrault:
<http://www.gutenberg.org/files/29021/29021-h/29021-h.htm>

The Sleeping Beauty

Script, Music & Lyrics by
Richard R. Giersch




Enjoy this Theatre IV production of the classic fairy tale, *The Sleeping Beauty*. In it, a curse is bestowed upon Princess Nichole by a fairy who thinks she has been snubbed when King Louis forgets to invite her to Nichole's christening. While the other fairies bestow Nichole with gifts such as charm, grace, modesty, patience, and beauty, the evil Elvira puts a spell on Nichole which will come to pass on the eve of her 17th birthday. A palace servant, Philippe, proves he is a 'true prince' when he saves the princess Nichole from the evil curse.

The play also features a reluctant king, Louis, who pines for a life as a juggler in the circus, and Madame Sophie, his mother, who is briefly turned into a frog by the evil Elvira.

Set in the beautiful French palace of Versailles in the 18th century, this tale of love, responsibility, greed, and jealousy also features its fair share of humor, music, and even a little juggling!

A fairy tale is a type of short story featuring fantasy characters, such as fairies, goblins, elves, trolls, dwarves, giants, mermaids or gnomes. It also includes magic or enchantments. Today's fairy tales have evolved from centuries-old stories that have appeared, with variations, in multiple cultures around the world.

Too Many Balls in the Air: Force and Motion in Juggling



Using this sheet as a guide, lead students in a discovery lab experience about force and motion as they relate to juggling.

Prediction: Why do you think it is difficult to learn to juggle?

Materials:

Two tennis or racquet balls for each group of students

Procedures:

1. Take turns trying to “juggle” the two balls.
2. Talk with your group about what you observe:
 - a. What is making the balls move?
 - b. In what direction or directions are the balls moving?
 - c. Do the balls change direction? If so, why do you think they are changing directions?
 - d. Are there different ways to juggle the balls that allow you to juggle without dropping a ball?
3. Use the space below to illustrate the path of the balls through the air when a person juggles.

Observations (Draw the paths of the balls juggled. Label your drawing with arrows showing the balls' motion / direction):

Conclusion: When someone juggles balls in the air, what force(s) are at work? Explain.

Vocabulary to Know:

Kinetic energy

Gravity

Force

Cast a Spell

Rhyme: close similarity in the final sounds of two or more words or lines of verse, such as in the words *single, mingle*.

The fairies Elvira and Annabelle both cast spells during *The Sleeping Beauty*. Which words in each of these spells rhyme? With a partner, write a rhyming evil spell and another that breaks it!

Elvira's Spell for Sophie

Eye of blow toad
Ear of a doggie
Turn this woman
Into a froggie!

Annabelle's Spell for Sophie

A chicken's lips
A coyote's paw
Change this frog
Into a Ma.

Bonus: Annabelle's spell didn't quite undo Elvira's. What was "left over" from Elvira's spell on Sophie?

Your Spell #1:

Your Spell #2:

The other wood fairies bestowed upon Nichole beauty, charm, patience, grace, modesty, and wit. These are all good traits! If a woodland fairy visited you, what character trait would you want her to bestow upon you? Explain.

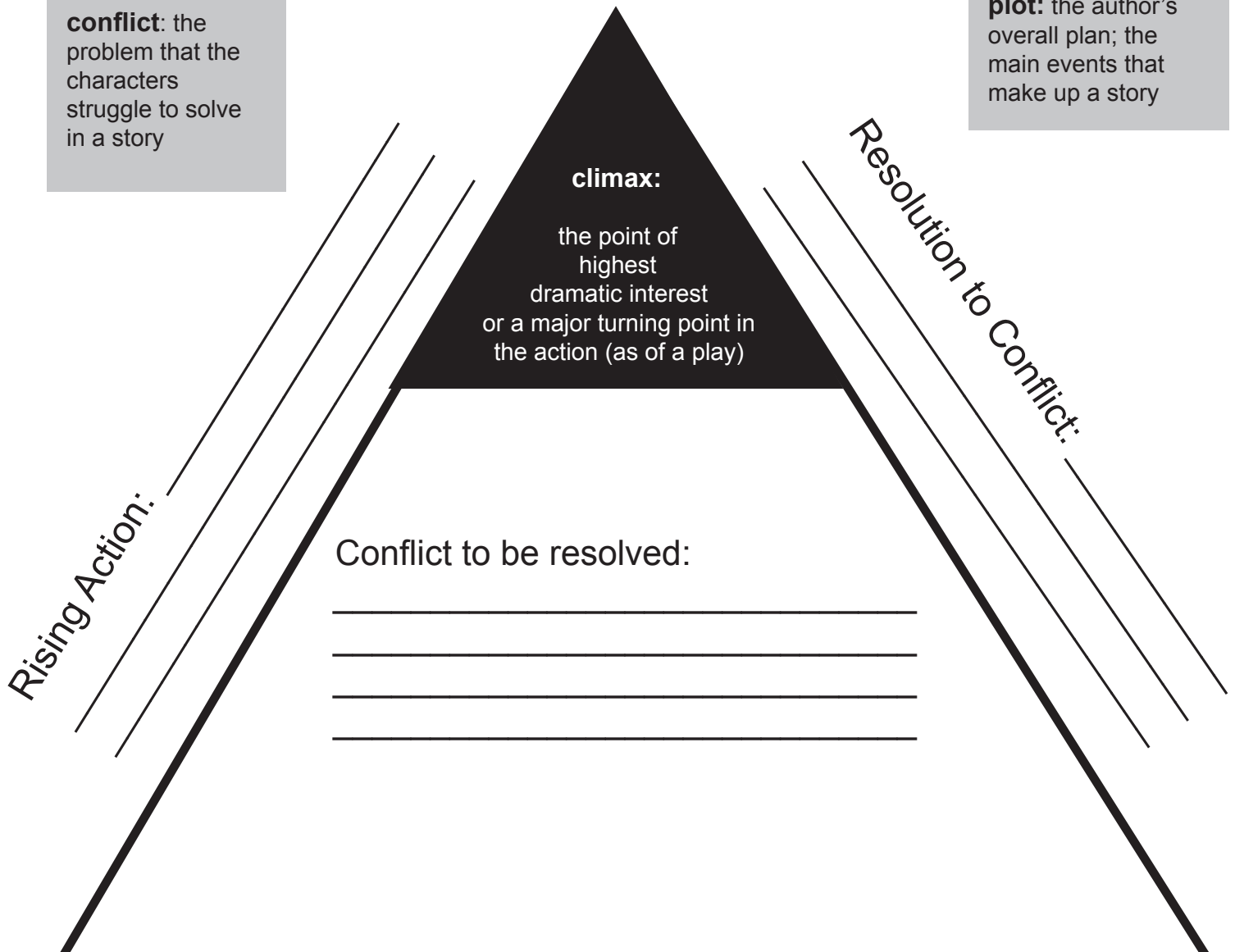
Plotting the Action!

When an author writes a book, or a playwright writes a play, they develop the plot of the story by creating a conflict, building the conflict to a climax, then ending the story with a resolution to the conflict. Analyze the action in the play, *The Sleeping Beauty*, on the chart below.

Climax: _____

conflict: the problem that the characters struggle to solve in a story

plot: the author's overall plan; the main events that make up a story



Extend it!

Use what you have learned about plotting the action of a story to write your own! Create your own plot triangle to record some ideas about the conflict, action, climax, and resolution in your own story.

Set a Setting

In literature, writers emphasize setting in various ways - through events, action, and description. Some settings are unimportant; others are extremely important in understanding the entire story. In a play, the setting is portrayed not only through events and action, but through props, costumes, and set design.

Think about *The Sleeping Beauty* and record ideas about its setting below. Then use the space at the bottom of the page to illustrate a setting that you would like to write about.

Props / costumes / set design that showed the PLACE



The Sleeping Beauty

Props / costumes / set design that showed the TIME

Written description of the setting:

My Setting





114 West Broad St.
Richmond, VA 23220
1.800.235.8687

www.TheatreIV.org

Theatre IV Presents

The Sleeping Beauty

Script, Music & Lyrics
by Richard R. Giersch
(based on the classic tale)

Theatre IV

Bruce C. Miller,
Artistic Director

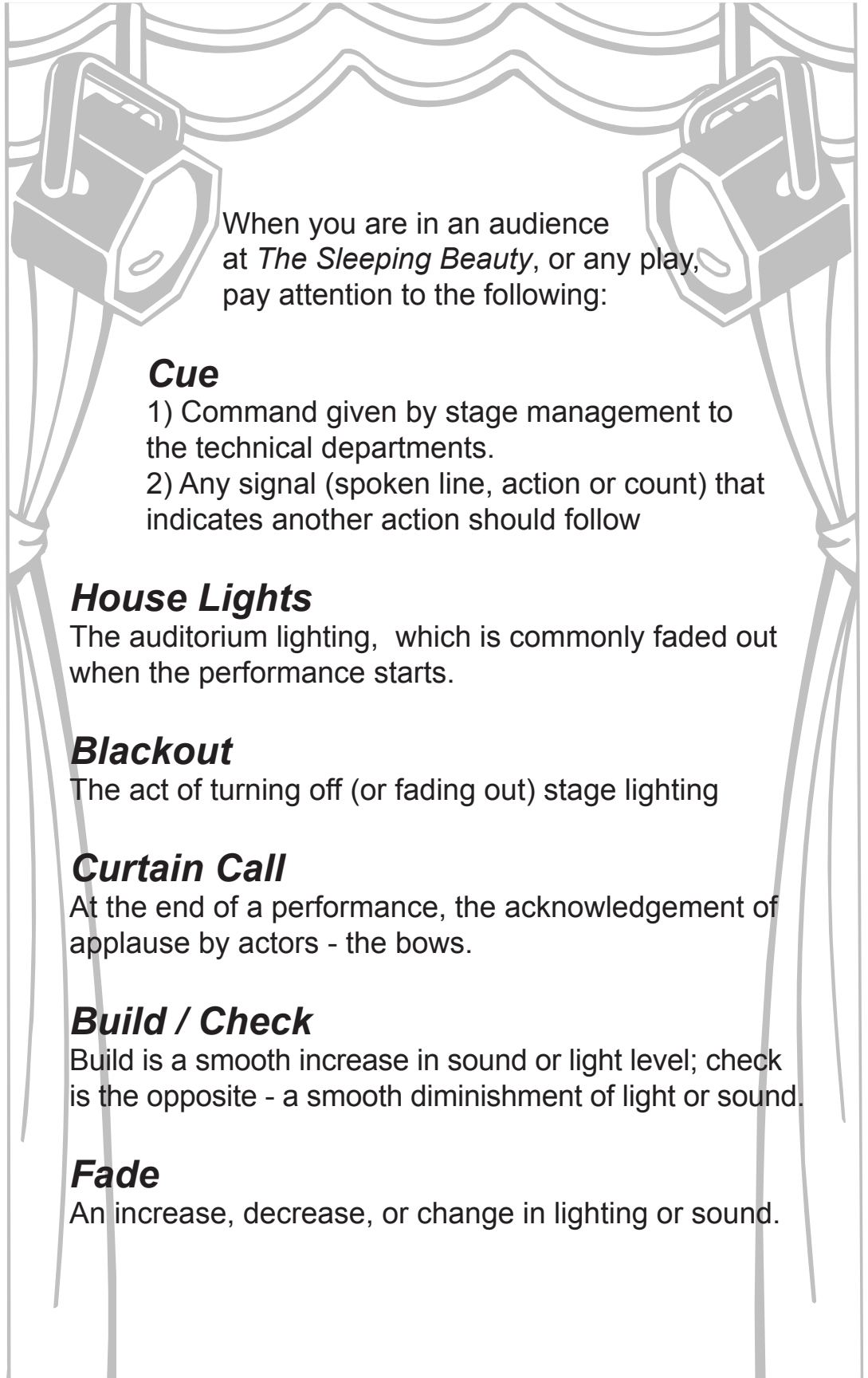
Phil Whiteway,
Managing Director

Classroom Connections
Study Guide written by
Heather Widener, MAT
Widener Consulting LLC

This Classroom Connections Study Guide and the text contained herein are the property of Theatre IV. Photocopying of the study guide is permitted. Any other use of the contents must be accompanied by the phrase, "Text used with permission from Theatre IV - Richmond, VA."

© Theatre IV, 2012.

Cues at the Theatre



When you are in an audience at *The Sleeping Beauty*, or any play, pay attention to the following:

Cue

- 1) Command given by stage management to the technical departments.
- 2) Any signal (spoken line, action or count) that indicates another action should follow

House Lights

The auditorium lighting, which is commonly faded out when the performance starts.

Blackout

The act of turning off (or fading out) stage lighting

Curtain Call

At the end of a performance, the acknowledgement of applause by actors - the bows.

Build / Check

Build is a smooth increase in sound or light level; check is the opposite - a smooth diminishment of light or sound.

Fade

An increase, decrease, or change in lighting or sound.

